

ALL STEEL CARPORTS

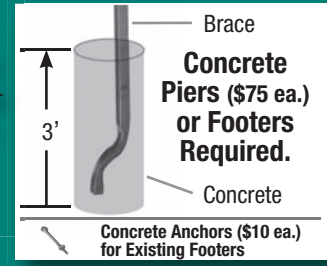
Incorporated

www.allsteelcarports.com

Affordable Buildings, Exceptional Quality!

Local Dealer
Phone Number _____

Any Size Carport,
Garage, Storage Building
or Motor Home Cover!
CUSTOM SIZES AVAILABLE!



Before You Buy Anywhere Else, Compare
Our Installation Schedules and Value-Added
Standard Features!

Structural
Engineer Designed
For Added
Strength

PLEASE NOTE:
Customer will be required to provide
a telescopic lift during installation.



A-Frame Vertical Roof with 8 ft. legs standard without side sheet metal

Pricing Includes Roof Only

STANDARD 14 GAUGE VERTICAL 2 1/2" STEEL

32 x 21 \$4,995	34 x 21 \$5,295	36 x 21 \$5,695	38 x 21 \$5,995	40 x 21 \$6,395	42 x 21 \$6,895	44 x 21 \$7,295	46 x 21 \$7,695	48 x 21 \$7,995	50 x 21 \$8,495
32 x 26 \$6,240	34 x 26 \$6,615	36 x 26 \$7,115	38 x 26 \$7,495	40 x 26 \$7,995	42 x 26 \$8,615	44 x 26 \$9,115	46 x 26 \$9,615	48 x 26 \$9,995	50 x 26 \$10,615
32 x 31 \$7,485	34 x 31 \$7,935	36 x 31 \$8,535	38 x 31 \$8,995	40 x 31 \$9,595	42 x 31 \$10,335	44 x 31 \$10,935	46 x 31 \$11,535	48 x 31 \$11,995	50 x 31 \$12,735
32 x 36 \$8,730	34 x 36 \$9,255	36 x 36 \$9,955	38 x 36 \$10,495	40 x 36 \$11,995	42 x 36 \$12,055	44 x 36 \$12,755	46 x 36 \$13,455	48 x 36 \$13,995	50 x 36 \$14,855
32 x 41 \$9,975	34 x 41 \$10,575	36 x 41 \$11,375	38 x 41 \$11,995	40 x 41 \$12,795	42 x 41 \$13,775	44 x 41 \$14,575	46 x 41 \$15,375	48 x 41 \$15,995	50 x 41 \$16,975
32 x 46 \$11,220	34 x 46 \$11,895	36 x 46 \$12,795	38 x 46 \$13,495	40 x 46 \$14,395	42 x 46 \$15,495	44 x 46 \$16,395	46 x 46 \$17,295	48 x 46 \$17,995	50 x 46 \$19,095
32 x 51 \$12,465	34 x 51 \$13,215	36 x 51 \$14,215	38 x 51 \$14,995	40 x 51 \$15,995	42 x 51 \$17,215	44 x 51 \$18,215	46 x 51 \$19,215	48 x 51 \$19,995	50 x 51 \$21,215
32 x 56 \$13,710	34 x 56 \$14,535	36 x 56 \$15,635	38 x 56 \$16,495	40 x 56 \$17,595	42 x 56 \$18,935	44 x 56 \$20,035	46 x 56 \$21,135	48 x 56 \$21,995	50 x 56 \$23,335
32 x 61 \$14,955	34 x 61 \$15,855	36 x 61 \$17,055	38 x 61 \$17,995	40 x 61 \$19,195	42 x 61 \$20,655	44 x 61 \$21,855	46 x 61 \$23,055	48 x 61 \$23,995	50 x 61 \$25,455

PREMIUM 12 GAUGE VERTICAL 2 1/4" STEEL

*12 Gauge - 20 year limited warranty on rust through of the framing assuming normal care and maintenance on the 12 gauge only.

32 x 21 \$5,395	34 x 21 \$5,695	36 x 21 \$6,095	38 x 21 \$6,395	40 x 21 \$6,795	42 x 21 \$7,395	44 x 21 \$7,795	46 x 21 \$8,195	48 x 21 \$8,495	50 x 21 \$8,995
32 x 26 \$6,740	34 x 26 \$7,110	36 x 26 \$7,610	38 x 26 \$7,995	40 x 26 \$8,495	42 x 26 \$9,235	44 x 26 \$9,735	46 x 26 \$10,235	48 x 26 \$10,495	50 x 26 \$11,235
32 x 31 \$8,085	34 x 31 \$8,525	36 x 31 \$9,075	38 x 31 \$9,595	40 x 31 \$10,195	42 x 31 \$11,075	44 x 31 \$10,935	46 x 31 \$12,275	48 x 31 \$12,595	50 x 31 \$13,475
32 x 36 \$9,430	34 x 36 \$9,940	36 x 36 \$10,640	38 x 36 \$11,195	40 x 36 \$12,695	42 x 36 \$12,915	44 x 36 \$13,615	46 x 36 \$14,315	48 x 36 \$14,695	50 x 36 \$15,715
32 x 41 \$10,775	34 x 41 \$11,355	36 x 41 \$12,155	38 x 41 \$12,795	40 x 41 \$13,595	42 x 41 \$14,755	44 x 41 \$15,555	46 x 41 \$16,355	48 x 41 \$16,795	50 x 41 \$17,955
32 x 46 \$12,120	34 x 46 \$12,770	36 x 46 \$13,670	38 x 46 \$14,395	40 x 46 \$15,295	42 x 46 \$16,595	44 x 46 \$17,495	46 x 46 \$18,395	48 x 46 \$18,895	50 x 46 \$20,195
32 x 51 \$13,465	34 x 51 \$14,185	36 x 51 \$15,185	38 x 51 \$15,995	40 x 51 \$16,995	42 x 51 \$18,435	44 x 51 \$19,435	46 x 51 \$20,435	48 x 51 \$20,995	50 x 51 \$22,435
32 x 56 \$14,810	34 x 56 \$15,600	36 x 56 \$16,700	38 x 56 \$17,595	40 x 56 \$18,695	42 x 56 \$20,275	44 x 56 \$21,375	46 x 56 \$22,475	48 x 56 \$23,095	50 x 56 \$24,675
32 x 61 \$16,155	34 x 61 \$17,015	36 x 61 \$18,215	38 x 61 \$19,195	40 x 61 \$20,395	42 x 61 \$22,115	44 x 61 \$23,315	46 x 61 \$24,515	48 x 61 \$25,195	50 x 61 \$26,915

NOTE: Frames are 1 foot shorter than roof length-wise

Burgandy Forest Green Hawaiian Blue Zinc Grey Black Bright White Barn Red Light Stone Pebble Beige Pewter Grey Brown Mocha Tan Taupe

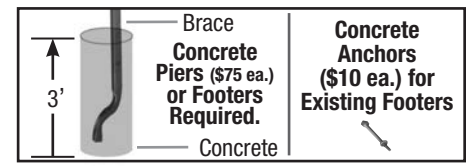
NOTE: Colors may vary slightly

AVAILABLE IN 13 COLORS!

See Reverse Side For Useful Options

Indiana



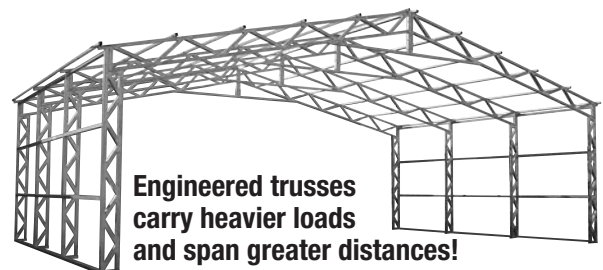


Options and Accessories

BUILDING HEIGHTS	Leg Height	21' Length	26' Length	31' Length	36' Length	41' Length	46' Length	51' Length
	8 Feet	Std.	Std.	Std.	Std.	Std.	Std.	Std.
9 Feet	\$170.00	\$210.00	\$250.00	\$290.00	\$340.00	\$380.00	\$420.00	\$460.00
10 Feet	\$340.00	\$420.00	\$500.00	\$580.00	\$680.00	\$760.00	\$840.00	\$920.00
11 Feet	\$510.00	\$630.00	\$750.00	\$860.00	\$1,020.00	\$1,140.00	\$1,260.00	\$1,380.00
12 Feet	\$680.00	\$840.00	\$1,000.00	\$1,150.00	\$1,360.00	\$1,520.00	\$1,680.00	\$1,840.00
13 Feet	\$850.00	\$1,050.00	\$1,250.00	\$1,440.00	\$1,700.00	\$1,900.00	\$2,100.00	\$2,300.00
14 Feet	\$1,020.00	\$1,260.00	\$1,500.00	\$1,730.00	\$2,040.00	\$2,280.00	\$2,520.00	\$2,760.00
15 Feet	\$1,190.00	\$1,470.00	\$1,750.00	\$2,020.00	\$2,380.00	\$2,660.00	\$2,940.00	\$3,220.00
16 Feet	\$1,360.00	\$1,680.00	\$2,000.00	\$2,310.00	\$2,720.00	\$3,040.00	\$3,360.00	\$3,680.00
17 Feet	\$1,530.00	\$1,890.00	\$2,250.00	\$2,600.00	\$3,060.00	\$3,420.00	\$3,780.00	\$4,140.00
18 Feet	\$1,700.00	\$2,100.00	\$2,500.00	\$2,890.00	\$3,400.00	\$3,800.00	\$4,200.00	\$4,600.00

VERTICAL SIDES (both)	Leg Height	21' Length	26' Length	31' Length	36' Length	41' Length	46' Length	51' Length
	7 Feet	\$550.00	\$690.00	\$830.00	\$970.00	\$1,110.00	\$1,250.00	\$1,390.00
8 Feet	\$630.00	\$790.00	\$950.00	\$1,110.00	\$1,270.00	\$1,430.00	\$1,590.00	\$1,750.00
9 Feet	\$660.00	\$830.00	\$1,000.00	\$1,170.00	\$1,340.00	\$1,510.00	\$1,680.00	\$1,850.00
10 Feet	\$770.00	\$970.00	\$1,170.00	\$1,370.00	\$1,570.00	\$1,770.00	\$1,970.00	\$2,170.00
11 Feet	\$870.00	\$1,090.00	\$1,310.00	\$1,530.00	\$1,750.00	\$1,970.00	\$2,190.00	\$2,410.00
12 Feet	\$890.00	\$1,120.00	\$1,350.00	\$1,580.00	\$1,810.00	\$2,040.00	\$2,270.00	\$2,500.00
13 Feet	\$950.00	\$1,190.00	\$1,430.00	\$1,670.00	\$1,910.00	\$2,150.00	\$2,390.00	\$2,630.00
14 Feet	\$1,020.00	\$1,280.00	\$1,540.00	\$1,800.00	\$2,060.00	\$2,320.00	\$2,580.00	\$2,840.00
15 Feet	\$1,090.00	\$1,370.00	\$1,650.00	\$1,930.00	\$2,210.00	\$2,490.00	\$2,770.00	\$3,050.00
16 Feet	\$1,160.00	\$1,460.00	\$1,760.00	\$2,060.00	\$2,360.00	\$2,660.00	\$2,960.00	\$3,260.00
17 Feet	\$1,230.00	\$1,550.00	\$1,870.00	\$2,190.00	\$2,510.00	\$2,830.00	\$3,150.00	\$3,470.00
18 Feet	\$1,300.00	\$1,640.00	\$1,980.00	\$2,320.00	\$2,660.00	\$3,000.00	\$3,340.00	\$3,680.00

VERTICAL ENDS (per end)	Leg Height	32' Wide	34' Wide	36' Wide	38' Wide	40' Wide	42' Wide	44' Wide	46' Wide	48' Wide	50' Wide
	7 Feet	\$1,690.00	\$1,820.00	\$1,950.00	\$2,080.00	\$2,190.00	\$2,320.00	\$2,450.00	\$2,580.00	\$2,770.00	\$2,830.00
8 Feet	\$1,780.00	\$1,920.00	\$2,060.00	\$2,200.00	\$2,340.00	\$2,480.00	\$2,620.00	\$2,760.00	\$2,890.00	\$3,040.00	\$3,180.00
9 Feet	\$1,990.00	\$2,040.00	\$2,180.00	\$2,320.00	\$2,460.00	\$2,600.00	\$2,740.00	\$2,880.00	\$3,020.00	\$3,160.00	\$3,300.00
10 Feet	\$2,060.00	\$2,200.00	\$2,360.00	\$2,520.00	\$2,670.00	\$2,820.00	\$2,980.00	\$3,130.00	\$3,290.00	\$3,450.00	\$3,610.00
11 Feet	\$2,210.00	\$2,350.00	\$2,490.00	\$2,630.00	\$2,770.00	\$2,910.00	\$3,050.00	\$3,190.00	\$3,330.00	\$3,470.00	\$3,610.00
12 Feet	\$2,330.00	\$2,470.00	\$2,610.00	\$2,750.00	\$2,890.00	\$3,030.00	\$3,170.00	\$3,310.00	\$3,450.00	\$3,590.00	\$3,730.00
13 Feet	\$2,470.00	\$2,620.00	\$2,760.00	\$2,890.00	\$3,040.00	\$3,180.00	\$3,320.00	\$3,460.00	\$3,590.00	\$3,740.00	\$3,870.00
14 Feet	\$2,610.00	\$2,750.00	\$2,890.00	\$3,030.00	\$3,170.00	\$3,310.00	\$3,450.00	\$3,590.00	\$3,730.00	\$3,870.00	\$4,010.00
15 Feet	\$2,750.00	\$2,880.00	\$3,020.00	\$3,170.00	\$3,300.00	\$3,440.00	\$3,580.00	\$3,720.00	\$3,870.00	\$4,000.00	\$4,140.00
16 Feet	\$2,890.00	\$3,010.00	\$3,150.00	\$3,310.00	\$3,430.00	\$3,570.00	\$3,710.00	\$3,850.00	\$4,010.00	\$4,130.00	\$4,270.00
17 Feet	\$3,030.00	\$3,140.00	\$3,280.00	\$3,450.00	\$3,560.00	\$3,700.00	\$3,840.00	\$3,980.00	\$4,150.00	\$4,260.00	\$4,400.00
18 Feet	\$3,170.00	\$3,270.00	\$3,410.00	\$3,590.00	\$3,690.00	\$3,830.00	\$3,970.00	\$4,110.00	\$4,290.00	\$4,390.00	\$4,530.00



Walk In Door
32" X 72" \$175
 or
36" X 80" \$200

Windows
30" X 30" \$150.00
30" X 40" \$180.00

Garage Doors

- White Only
- Garage door on side add \$200.00
- Leg height needs to be 2 ft. taller than door height

ROLL-UP COMMERCIAL GARAGE DOORS	Price
6' X 6'	\$300.00
8' X 7'	\$350.00
9' X 7'	\$400.00
10' X 8'	\$450.00
10' X 10'	\$500.00
10' X 12'	\$1,000.00
12' X 12'	\$1,200.00
12' X 14'	\$1,400.00

Prices are subject to change without notice!